



Cold Water Storage Tanks
VKG, VKGE series
(carbon steel)



fron



Cold Water Storage Tanks

VKG, VKGE series (carbon steel)

The VKG series includes insulated tanks for chilled water, normally used to increase the thermal inertia of the conditioning system.

Material: carbon steel

External covering

Model	Type	Usage
VKG	coloured PVC	indoor
VKGE	embossed aluminium sheet	outdoor

1
2

Insulation

Capacity (l)	Type	Thick. (mm)
from 100 to 1000	High density rigid polyurethane foam	30
from 1500 + horizontal versions	Closed cell polyethylene foam	20

Operational limits

Min temperature	Max temperature	Max pressure
-10 °C	60 °C	6 bar

Standard Accessories: see pag. 128

Special versions: see pag. 129



TESTED

Capacity l	VKG vertical, PVC coloured		VKGE vertical, embossed al. sheet		Vertical Packaging		VKG horizontal, PVC coloured	
	Code	Price	Code	Price	Dimensions cm	Weight kg	Code	Price
100	816010130		816011275H8X		49x49x107	24	816010142	
200	816010131		816011276H8X		54x54x146	36	816010143	
300	816010132		816011277H8X		64x64x155	46	816010144	
500	816010133		816011278H8X		74x74x184	78	816010145	
800	816010134		816011279H8X		88x88x186	105	816010146	
1000	816010135		816011280H8X		94x94x215	129	816010147	
1500	816010136				107x107x228	182	816010148	
2000	816010137				117x117x260	250	816010149	
2500	816010138				132x132x240	267	816010150	
3000	816010139				132x132x290	314	816010151	
4000	816010140				147x147x297	470	816010152	
5000	816010141				167x167x301	557	816010153	
6000	816011186X				282x204x204	647		
8000	816011187X				352x204x204*	782		
10000	816011188X				427x204x204*	927		

*Shipping by container requires open top containers

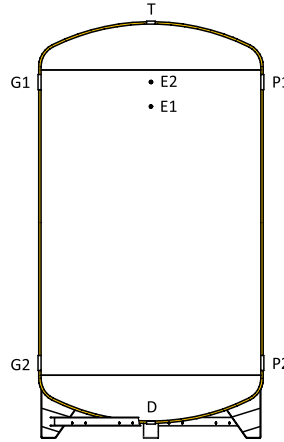
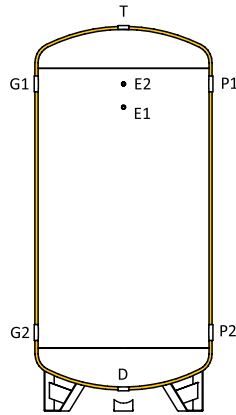
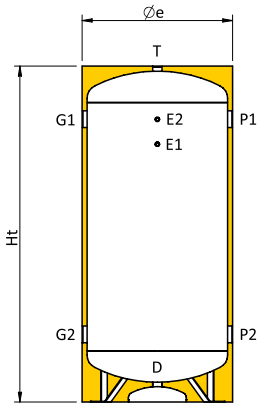
Cold Water Storage Tanks: Dimensions VKG VKGE

100 ≤ cap. ≤ 1000

1500 ≤ cap. ≤ 5.000

6000 ≤ cap. ≤ 10.000

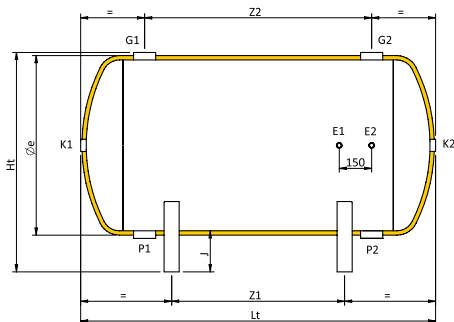
Couplings legend



D	Drain
E1	Probe / Thermometer
E2	Probe / Thermometer
G1	From plant
G2	To plant
P1	To energy source
P2	From energy source
T	Vent

Size and couplings chart for vertical version

Cap. l	Øe mm	Ht mm	R' mm	D mm	E1 mm	E2 mm	G1 mm	G2 mm	P1 mm	P2 mm	D inch	E1 inch	E2 inch	G1 inch	G2 inch	P1 inch	P2 inch	T inch
100	460	950	1060	125	610	760	760	290	760	290	1'1/4	1/2"	1/2"	1'1/2	1'1/2	1'1/2	1'1/2	1'1/4
200	510	1335	1430	120	990	1140	1140	290	1140	290	1'1/4	1/2"	1/2"	1'1/2	1'1/2	1'1/2	1'1/2	1'1/4
300	610	1425	1550	130	1015	1165	1165	365	1165	365	1'1/4	1/2"	1/2"	2'	2'	2'	2'	1'1/4
500	710	1710	1855	135	1285	1435	1435	385	1435	385	1'1/4	1/2"	1/2"	3'	3'	3'	3'	1'1/4
800	850	1740	1940	125	1295	1445	1445	395	1445	395	1'1/2	1/2"	1/2"	3'	3'	3'	3'	1'1/2
1000	910	2025	2220	120	1560	1710	1710	410	1710	410	1'1/2	1/2"	1/2"	3'	3'	3'	3'	1'1/2
1500	1040	2160	2400	165	1650	1800	1800	500	1800	500	2'	1/2"	1/2"	3'	3'	3'	3'	2'
2000	1140	2480	2730	155	1955	2105	2105	505	2105	505	2'	1/2"	1/2"	3'	3'	3'	3'	2'
2500	1290	2275	2620	180	1715	1865	1865	565	1865	565	2'	1/2"	1/2"	4'	4'	4'	4'	2'
3000	1290	2775	3060	180	2215	2365	2365	565	2365	565	2'	1/2"	1/2"	4'	4'	4'	4'	2'
4000	1440	2845	3190	160	2240	2390	2390	590	2390	590	2'	1/2"	1/2"	4'	4'	4'	4'	2'
5000	1640	2885	3320	140	2250	2400	2400	600	2400	600	2'	1/2"	1/2"	4'	4'	4'	4'	2'
6000	1840	2715	3280	140	2015	2215	2215	615	2215	615	2'	1/2"	1/2"	4'	4'	4'	4'	2'
8000	1840	3415	3880	140	2715	2915	2915	615	2915	615	2'	1/2"	1/2"	4'	4'	4'	4'	2'
10000	1840	4165	4555	140	3465	3665	3665	615	3665	615	2'	1/2"	1/2"	4'	4'	4'	4'	2'



Couplings legend

E1	Probe / Thermometer
E2	Probe / Thermometer
G1	From plant
G2	To plant
K1	Auxiliary
K2	Auxiliary
P1	To energy source
P2	From energy source

Size and couplings chart for horizontal version


Cap. l	Øe mm	Lt mm	Ht mm	J mm	Z1 mm	Z2 mm	E1 inch	E2 inch	G1 inch	G2 inch	K1 inch	K2 inch	P1 inch	P2 inch
100	440	850	545	120	310	470	1/2"	1/2"	1'1/2	1'1/2	1'1/4	1'1/4	1'1/2	1'1/2
200	490	1240	595	120	700	850	1/2"	1/2"	1'1/2	1'1/2	1'1/4	1'1/4	1'1/2	1'1/2
300	590	1320	715	140	600	800	1/2"	1/2"	2'	2'	1'1/4	1'1/4	2'	2'
500	690	1600	865	190	900	1050	1/2"	1/2"	3'	3'	1'1/4	1'1/4	3'	3'
800	830	1640	1005	190	900	1050	1/2"	1/2"	3'	3'	1'1/2	1'1/2	3'	3'
1000	890	1930	1065	190	1130	1300	1/2"	1/2"	3'	3'	1'1/2	1'1/2	3'	3'
1500	1040	2020	1215	190	950	1300	1/2"	1/2"	3'	3'	2'	2'	3'	3'
2000	1140	2350	1325	200	1320	1600	1/2"	1/2"	3'	3'	2'	2'	3'	3'
2500	1290	2120	1500	225	1020	1300	1/2"	1/2"	4'	4'	2'	2'	4'	4'
3000	1290	2620	1500	225	1390	1800	1/2"	1/2"	4'	4'	2'	2'	4'	4'
4000	1440	2710	1650	225	1380	1800	1/2"	1/2"	4'	4'	2'	2'	4'	4'
5000	1640	2770	1850	225	1380	1800	1/2"	1/2"	4'	4'	2'	2'	4'	4'

R': Reversal quota



Download additional
content

 go.forinigroup.it/eng/content



fiorini

Fiorini Industries S.r.l.
Ph. +39 0543 723197 – Fax +39 0543 720413
Via Zampeschi 119 – 47122 Forlì (FC) – Italy
www.fiorini-industries.com